



## **2" Ribbed Panel Steel Sectional Doors**

Amarr® 2002 / 2012 / 2022

Amarr® 2402 / 2412 / 2422

Amarr® 2502 / 2512

**Amarr 2" ribbed panel steel sectional doors are the industry workhorses and our most versatile door models.**

These open-back commercial steel doors are available in a variety of steel gauges and feature tongue and groove construction with a bottom weather seal to guard against the elements. These doors can be factory- or field-modified with CFC-free polystyrene insulation to fit the needed application.



Amarr 2402 with louvered aluminum bottom section

**CONSTRUCTION**

**Amarr 2002, 2012, 2022**  
Extra Heavy-duty, 20-gauge steel

**Amarr 2402, 2412, 2422**  
Heavy-duty, 24-gauge steel

**Amarr 2502, 2512**  
Medium-duty, nominal 24-gauge steel

**SINGLE-LAYER Steel**


Available in 2002/2402/2502



R-Value 6.64

**DOUBLE-LAYER Steel + Insulation**


Available in 2012/2412/2512



R-Value 6.64

**TRIPLE-LAYER Steel + Insulation + Steel Backer**

Available in 2022/2422



**Track:** All Amarr doors are available with both 2" or 3" track in Standard Lift, High Lift, Vertical Lift, Low Headroom, and Follow the Roof Pitch. Custom track configurations are also available. For drawings and more information, please visit [www.amarr.com](http://www.amarr.com).

**Springs:** Torsion springs are oil tempered, helical wound and custom computed for each door for a minimum 10,000 cycle life. Optional springs are available up to 100,000 cycle life.

**Hardware:** Amarr hardware includes minimum 14-gauge galvanized steel hinges and 13-gauge galvanized steel track brackets. All rollers have minimum 10-ball bearings.

**SPECIFICATIONS**

	Extra Heavy-duty			Heavy-duty			Medium-duty	
	Amarr 2002 formerly Amarr 2000	Amarr 2012 formerly Amarr 2000i	Amarr 2022 formerly Amarr 2000s	Amarr 2402 formerly Amarr 2400	Amarr 2412 formerly Amarr 2400i	Amarr 2422 formerly Amarr 2400s	Amarr 2502 formerly Amarr 2500	Amarr 2512 formerly Amarr 2500i
<b>STEEL THICKNESS (Front/Back)</b>	20-ga	20-ga	20-ga / 25-ga	24-ga	24-ga	24-ga / 25-ga	Nominal 24-ga	Nominal 24-ga
<b>PANEL DESIGN</b>	Deep Ribbed	Deep Ribbed	Deep Ribbed	Deep Ribbed	Deep Ribbed	Deep Ribbed	Deep Ribbed	Deep Ribbed
<b>STEEL EMBOSMENT</b>	Smooth	Smooth	Smooth	Smooth	Smooth	Smooth	Smooth	Smooth
<b>DOOR THICKNESS</b>	2" (5.1cm)	2" (5.1cm)	2" (5.1cm)	2" (5.1cm)	2" (5.1cm)	2" (5.1cm)	2" (5.1cm)	2" (5.1cm)
<b>CONSTRUCTION LAYERS</b>	Single	Double	Triple	Single	Double	Triple	Single	Double
<b>INSULATION<sup>1</sup></b>		Polystyrene	Polystyrene		Polystyrene	Polystyrene		Polystyrene
<b>R-VALUE<sup>2</sup></b>		6.4	6.4		6.4	6.4		6.4
<b>MINIMUM WIDTH</b>	6'	6'	6'	6'	6'	6'	6'	6'
<b>MAXIMUM WIDTH</b>	26' 2"	26' 2"	26' 2"	30' 2"	30' 2"	30' 2"	20' 2"	20' 2"
<b>MINIMUM HEIGHT</b>	7'	7'	7'	7'	7'	7'	7'	7'
<b>MAXIMUM HEIGHT</b>	24' 1"	24' 1"	24' 1"	24' 1"	24' 1"	24' 1"	14' 1"	14' 1"
<b>WIND LOAD<sup>3</sup> AVAILABLE</b>	•	•	•	•	•	•	•	•
<b>PAINT FINISH WARRANTY<sup>4</sup></b>	10 Years	10 Years	10 Years	10 Years	10 Years	10 Years	10 Years	10 Years
<b>WORKMANSHIP/HARDWARE WARRANTY<sup>4</sup></b>	1 Year	1 Year	1 Year	1 Year	1 Year	1 Year	1 Year	1 Year

<sup>1</sup> Insulation has passed self-ignition, flamespread and smoke developed index fire testing.

<sup>2</sup> Calculated door section R-value is in accordance with DASMA TDS-163.

<sup>3</sup> It is your responsibility to make sure your garage door meets local building codes.

<sup>4</sup> For complete warranty details, visit [amarr.com](http://amarr.com) or contact your local Amarr dealer.


**PANEL OPTIONS**



RIBBED PANEL




ALUMINUM FULL VIEW\*



PERFORATED ALUMINUM†  
0.312" square perforations on 1/2" centers

Available Fall 2015



LOUVERED ALUMINUM\*  
7 columns of (12) 3"x3/4" vents on a 4' x 24" panel

† Mill finish only. Custom powder coat available Fall 2015

\* Available in all Aluminum color options

**STEEL COLORS**

Amarr steel doors are pre-painted; for custom colors, exterior latex paint must be used. Visit [amarr.com](http://amarr.com) for instructions on painting. Actual paint colors may vary from samples shown.



COMMERCIAL WHITE



COMMERCIAL BROWN  
2402/2412/2422 only



COMMERCIAL BLACK  
2402/2412/2422 only

**ALUMINUM COLORS**

Actual color may vary from sample shown.



CLEAR ANODIZED



ANODIZED DARK BRONZE



ANODIZED BLACK



WHITE POWDER COAT

**WINDOW OPTIONS**



24" X 12" SINGLE PLEXIGLAS®  
24" X 12" INSULATED PLEXIGLAS®



24" X 6" DSB or PLEXIGLAS®

Available with either a black or white frame.

**ENTRE/MATIC**

Entrematic  
165 Carriage Court  
Winston-Salem, NC 27105  
800.503.DOOR  
[www.amarr.com](http://www.amarr.com)

FOR TECHNICAL  
QUESTIONS:  
1.866.366.4814



Entrematic products may be the subject of one or more U.S. and/or foreign, issued and/or pending, design and/or utility patents. Entrematic and Amarr as words and logos are trademarks owned by Entrematic Group AB or companies within the Entrematic Group. Technical data subject to change without notice.  
©Entrematic Group AB 2015. All rights reserved. Printed in USA Form #6200915/26M/GVS